

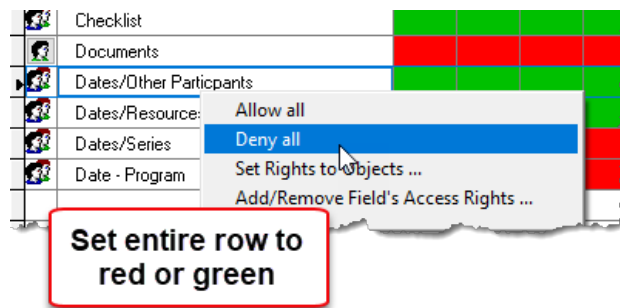
## OPAS – Setting Permission via Right-Click

**Summary:** Use the right-mouse-click options to set permissions in bulk.

When setting user rights, you can quickly grant or deny permissions by the row or program area:

### Set by Row

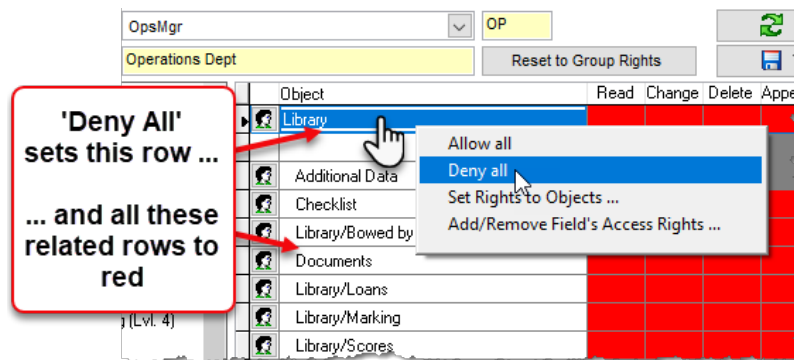
Set **row** permissions by **right**-clicking and choosing "Allow All" or "Deny All"



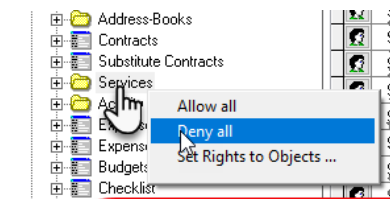
### Set by Program Area

**Right**-click the program area and choose "Allow All" or "Deny All".

Note that this action automatically cascades down the program area to include all rows in that program area



### Set multiple Program Areas



**Right**-clicking in the **left-hand** menu can set "Allow" (green) or "Deny" (red) to the entire program area and any other program areas/sub-areas within the folder. This action is essentially the same as the option above.