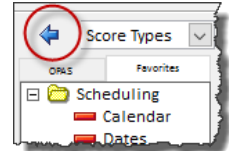



Create Score Types

This brief guide steps through the process of creating the different types of music scores assigned in the **Library** area


Open the **Score Types** area

Open the **Score Types** area of OPAS from the alphabetical list of Program Areas in the far upper right-hand corner of OPAS.



Click the New  icon in the lower right-hand corner to create a new entry.

Each Score Type has a **Name**, and optional secondary name (Name 2; used primarily for foreign language translations) and **Code**.

Click **Save**  in the lower right-hand corner when finished.

The next time you open the **Library** area, the new category you created will be available in the **Scores** grid.

